

Denton Sew News

May—August 2009

Denton Sewing Center
1504 Malone, Denton, TX 76201

Dreamscape '09 Coming Thursday, May 14

Presented by Barbara Jones, Brother International Educator

10:00AM - NOON

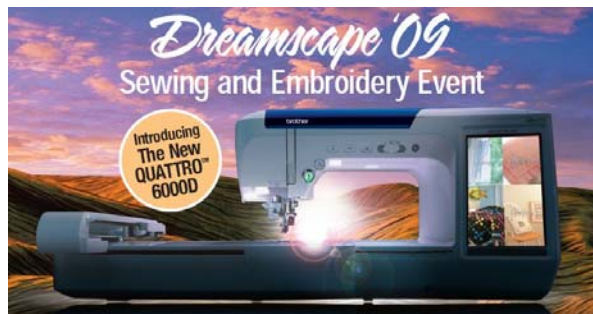
6:00PM - 8:00PM

No Charge, but reservations are required. Seating is limited.

Want to experience the thrill of a dream come true? Then don't miss the Dreamscape '09 Sewing and Embroidery Event, the premier of the amazing Brother Quattro 6000D - the ultimate combination of sewing, embroidery, quilting and crafting.

Thanks to more than 100 new features and improvements, the Quattro 6000D is the

shortest path from dreams to fantastic reality.



Plus get the latest sewing tips and tricks, new project ideas and more!

But don't just take our word for it. Join us live at the Dreamscape '09 Sewing and Embroidery Event and experience the most advanced sewing/embroidery machine in the world.

Pfaff's Newest Innovation: The Creative 4.0

The CREATIVE 4.0 sewing and embroidery machine is the newest member of the CREATIVE line of PFAFF machines.

Created using the new PFAFF platform found on the top of the line CREATIVE VISION, the CREATIVE 4.0 provides 10" of sewing space to the right of the needle.

In truth, the CREATIVE 4.0 boasts the majority of features that make the CREATIVE VISION so attractive to discerning sewists and embroiderers around the world.

- The original IDT for unparalleled sewing precision.
- An intuitive user interface that enables the creation of complex and large embroidery designs with a touch of a stylus.
- Pfaff's High Definition Screen for viewing embroidery designs and sewing stitches in detail.,
- Large embroidery area—up to 260mm x 200mm. The embroidery area becomes even larger with the optional embroidery unit and the Creative Grand hoop—up to 360mm x 350mm for your unique, personal



creations.

- Precise Positioning for exact placement of combined designs and elements.
- Embroidery jump stitch trim.
 - Autosave or Save Current State— stop at any stitch in your embroidery and save all settings.
 - Basting in the hoop—bastes fabric to a hooped stabilizer.
 - Tapering on all 9mm stitches.
 - The Patchwork Program.
 - Two USB ports to connect USB devices and browse computer from the sewing machine.
- PFAFF'S exclusive Stitch Creator—create or edit stitches directly on the Pfaff HD screen.

Come in for a demonstration of this exciting, mid-line addition to Pfaff's Creative line of sewing and embroidery machines. We know that you'll be impressed!

Realize Your Quilting Potential with the Pfaff Quilt Expression 4.0

Quilting is one of the most exciting forms of artistic expression. It needs a sewing machine which fulfills quilters' needs and gives their imagination free rein. Let your creativity run free as you experience the PFAFF®™ 4.0 sewing machine.

All it takes is one look at its unique design to understand that it is a sewer's dream. With its origin in German tradition, it fits perfectly in the new generation of PFAFF® sewing machines. Get ready to enjoy what the name PFAFF® stands for.

The extra large space and the longest free-arm make sewing any size project effortless.

The perfectly illuminated sewing area and the intuitive, clear graphic display will optimize your working process.

The original IDT™ system guarantees absolutely even fabric feed from top and bottom. A unique selection of perfectly stitched high-quality 9 mm stitches, will continuously inspire new ideas.

Let yourself be enchanted by an exciting new world of sewing. Come in and see this fantastic machine in action!



New Nifty Notions

Piping Hot Binding

The Groovin' Piping Trimming Tool is used to trim the piping seam allowance to a consistent width. When piping is made, it is impossible to maintain a consistent seam allowance. Trimming the seam allowance using a traditional acrylic ruler is a time consuming chore. The Groovin' Piping Trimming Tool makes this task quick and accurate. Detailed instructions and 5 yard of 1mm cording included.



Pfaff Clear Open Toe Foot with IDT

The Clear Open Toe Foot is perfect for appliqué and other sewing applications requiring an unobstructed view of the sewing area. An extra large opening in the front makes beautiful appliqué quick and easy. The clear view through the foot gives greater visibility and helps to precisely match rows of stitches. A tunnel on the underside of the foot allows your stitches to feed smoothly.



Bendable Bright Light

No matter what sewing machine or serger you own, you can benefit from the Bendable Bright Light. Its pure white light is perfect for illuminating detailed projects and those hard to see places like dark fabrics.

The Bendable Bright Light is not a battery operated gadget. An energy efficient 120volt LED light extends from a 7" flexible arm of quality metal. The light snaps into an adhesive mounting bracket and the 8 foot cord is kept out of the work area with cord clips. Light provides 100,000 light hours. Optional mounting kit is available.



Pfaff Narrow Piping Foot

The Narrow Piping Foot is used to make trim for home dec projects, fashion projects or wherever you'd like to add a finishing touch! It is used to cover 1mm cords with fabric for specialty piping and insert the piping into seams or edges for a tailored finish. It can also be used with packaged piping. The clear view allows you to see the piping placement and know exactly where you are stitching.



Introducing the Janome Computerized DC2010 The new DC2010 delivers legendary Janome quality at a value price.

The DC2010 brings the features you need to complete any project: home dec, garment sewing, scrapbooking, or quilting.

Fifty stitches, including three buttonholes, give essential variety for your diverse sewing needs. The DC 2010 also includes all of the features you expect only from a high end machine, allowing you to sew with precision and confidence.



There's also a 7-piece feed dog system, needle up/down control, locking stitch button, a built-in needle threader, sewing speed control and more. The DC2020 makes a great gift—for Mother's Day, graduation or birthday.

Come in and try one today.

Coming Soon from Brother: Lettering Software

This software is so new it doesn't even have a name! It is a stand-alone application that can work smoothly with any version of PE-DESIGN®, as well as a variety of other embroidery programs and ANY brand of embroidery machine.

Features are organized into tabbed views making the software exceptionally easy to navigate, even for novice software users.

More advanced features include:

- Five text styles for use with all fonts;
- More than 150 pre-digitized built-in fonts;
- An array of built-in stitch types ranging from satin to fill stitches;
- Programmable stitch types from outline runs to appliqué;
- 227 resizable built-in frames; borders, accents and appliqué shapes;
- And a spell-check!

When the software is available, we will send out an email. Are you on our email list???

Brother Innov-is 2500D Upgrade: Software and Accessory Feet

This exciting new upgrade software (v.2) plus the quilting accessory feet included will allow you to enjoy many features made popular in the Innov-is advanced level machines.

Features

- Automatic Foot Lift & Pivot Function
- Automatic Fabric Thickness Sensor
- Automatic Free Motion Mode

Accessory Feet

- Foot C: ideal for middle needle position stippling.
- Foot O: ideal for precise placement of free motion stitches.
- Foot E: ideal for concentric effects such as echo quilting
- Bobbin cover with markings for seam allowances.

Available at Denton Sewing Center today!



Expand your Embroidery Capability with Digitizer, Jr. by Janome

The purchase of an embroidery machine is a step into a new world of sewing creativity. Many want to take that creativity even further with the addition of embroidery software. Deciding what software to buy can be difficult.

Janome has made that decision a little easier with the introduction of Digitizer, Jr. Digitizer, Jr. is a mid line software package that is upgradeable to the top of the line Digitizer Pro. This makes it a great choice for the new embroidery machine owner.

Digitizer, Jr. offers many features only available on top of the line software previously. It has eleven fonts, design combination and editing functions, and design creation capability. The basic digitizing function allows you to easily create your own embroidery designs in a few simple steps.

This is great software for the person who wants to do more than is possible with just an embroidery machine, but who does not want to invest in top of the line software.

If you are interested in embroidery software you should consider Digitizer, Jr. Andrea is offering a classes on this software so look at the class schedule and learn what embroidery software can do for you.



Husqvarna Viking/Pfaff \ Publishes Online Communication Wizard

The Embroidery Machine Communication Wizard is intended for people having difficulties communicating between their 4D Embroidery System software and their embroidery machine.

Only use the Embroidery Machine Communication Wizard if your communication issues concerns one of the following embroidery machines:

- Husqvarna Viking Designer Diamond
- Husqvarna Viking Designer SE
- Pfaff Creative Vision
- Pfaff creative 4.0

Where to find the Communication Wizard:

The quickest way to reach the communication Wizard is by typing the following URL in your browser search window:

<http://www.vsmssoftware.net/Support/communicationissues/index.htm>

An alternative is to visit the Viking web site and select Software Help & Updates. Then select 4D Embroidery System FAQ. On the next screen, type in *Communication Wizard*.



Class Schedule

DENTON SEWING CENTER
MAY—AUGUST 2009



ADULT BASIC SEWING CLASSES

SEVEN STEPS TO SEWING SUCCESS This class is designed to teach adults the basics of machine sewing using a commercial pattern. Skills learned in class can be applied to other types of sewing. Class is appropriate for the beginning or returning sewist. Project is a pajama top and pants. Seven Sessions; 3 hours each. INSTRUCTION FEE: \$140⁰⁰ BONNIE

MONDAY, JUNE 1, 8, 15, 22, 29, JULY 6 AND 13, 9:30AM -12:30PM

CREATIVE SEWING CLASSES

DESIGNED FOR THE OCCASIONAL SEWER OR THE ENTHUSIAST

THE CITY BAG The City Bag is great for a day on the go. It's loaded with pockets inside and out, is fully lined, and has handles and a shoulder strap. Best of all, the City Bag features Lazy Girl's No-Fear Zipper Technique. Two Sessions; 4 hours each. FEE: 35⁰⁰ BONNIE

MONDAY, MAY 11 AND 18, 10:00AM—2:00PM OR TUESDAY, AUGUST 11 & 18, 10:00AM—2:00PM

ROLL UP PICNIC PLACEMATS Get ready for Summer fun with these handy picnic placemats. With pockets for silverware and a holder for a napkin, they are ready to roll up and take with you on your next picnic. Placemat features invisible bias binding technique. Two Sessions; 3 hours each. FEE: 35⁰⁰ BONNIE

TUESDAY, MAY 12 AND 19, 6:00PM—9:00PM OR FRIDAY, JUNE 12 AND 19, 10:00AM—1:00PM

MINIATURE SOFA DOORSTOP This cute little doorstop is the perfect housewarming gift. (You'll want to make one for yourself, too). It is fun to make and can be endlessly embellished. This project is appropriate for just about any sewing machine and all levels of sewing skills. You'll learn how to use a ruffler and rolled hem feet. One Session; 4 hour hours. FEE: \$20⁰⁰ ANDREA

THURSDAY, MAY 21, 10:00AM—2:00PM OR SATURDAY, JUNE 13, 10:00AM—2:00PM OR FRIDAY, JUNE 26, 10:00AM—2:00PM

TWIN NEEDLE FUN: A GARMENT COVER Take your straight and decorative stitches to the limit as you create an exquisite linen creation adorned with twin needle pin tucks and decorative stitches. Class includes making your own fabric-covered piping. Project makes a perfect gift for a bride or a gracious addition to your own personal wardrobe. Two Sessions; 3 hours each. FEE: 35⁰⁰. Fabric Kit: 9⁵⁰ BONNIE

FRIDAY, JULY 17 AND 24, 10:00AM—1:00PM OR MONDAY, AUGUST 3 AND 10, 10:00AM—1:00PM

QUILTING & APPLIQUE CLASSES

KIMONO PAPER PIECING Learn the tricks to master paper piecing while making these wonderful Kimonos. Make one or more, with or without embellishments--- they're adorable! Use brights, pastels, or classic Asian fabrics. One session; 5 hours. There will be a lunch break. Bring a sack lunch. FEE: \$45⁰⁰ BARBARA AND TERESA

THURSDAY, MAY 7, 10:00AM—3:00PM OR WEDNESDAY, JULY 15, 10:00AM—3:00PM OR SATURDAY, AUGUST 22, 10:00AM—3:00PM

QUILTING FOR BEGINNERS This class is designed to teach adults the basics of machine quilting including rotary cutting techniques, piecing of squares and half-square triangles, block construction, continuous outline quilting and an easy mitered binding technique. Class provides a firm foundation for your future quilting projects. No previous quilting experience is necessary. Three Sessions; 3 hours each. FEE: \$45⁰⁰ BONNIE

TUESDAY, JUNE 16, 23 AND 30, 6:00PM—9:00PM


ADORABLE APPLIQUED WALL HANGING Using the simplest of shapes, this wall hanging can easily express different moods and personalities depending upon your selection of fabric and thread. This project is great for beginners or appliqué enthusiasts. Two Sessions; 3 hours each. FEE: \$30⁰⁰ BONNIE

TUESDAY, JULY 14 & 21, 10:00AM—1:00PM



Class Schedule

DENTON SEWING CENTER
MAY—AUGUST 2009



EMBROIDERY SOFTWARE CLASSES

JANOME SOFTWARE

GETTING STARTED WITH JANOME DIGITIZER, JR. Digitizer, Jr. is Janome's newest software program. Digitizer, Jr. is for the embroiderer who wants to expand her embroidery capability beyond what she can do with just her machine, but who may not be ready to invest in top of the line software. If you own Digitizer, Jr., this class is the perfect 'get acquainted' class. If you don't own Digitizer, Jr., but have been considering purchasing a software program, this class will be an in-depth view so that you may make an informed choice to buy. One Session; 3 hours. FEE: \$25⁰⁰ ANDREA

WEDNESDAY, MAY 20, 10:00AM—1:00PM OR THURSDAY, JUNE 11, 10:00AM—1:00PM OR WEDNESDAY, AUGUST 5, 10:00AM—1:00PM

JANOME DIGITIZER PRO, V 2 OR 3: TWEAKING DESIGNS We've all found that 'almost perfect' design for a special project. This class is all about turning that 'almost perfect' design into the perfect design with the design editing features of Digitizer Pro. One Session; 4 hours. FEE: \$25⁰⁰ ANDREA

FRIDAY, AUGUST 7, 10:00AM—2:00PM

BROTHER SOFTWARE

GETTING STARTED WITH PE DESIGN V 7—8 This entry level class is for new owners of the PE Design Embroidery Software program. It encompasses the essential skills of PE Design: creating and editing lettering, importing and basic editing of designs, and creating original designs from clipart. Don't be intimidated by a box of software! Join this class and show it who's boss. One Session; 4 hours. FEE: \$30⁰⁰ ANDREA

SATURDAY, MAY 16, 10:00AM TO 2:00PM OR WEDNESDAY, JULY 16, 10:00AM TO 2:00PM OR THURSDAY, AUGUST 20, 10:00AM TO 2:00PM

PE DESIGN V. 7—8 BOOT CAMP Do you spend hours struggling with what should be a simple task in your software? Have you wanted to create your own designs but just get frustrated? Software takes time to learn, and sometimes a couple of hours in class just isn't enough. This class is designed to give you the in-depth knowledge base to know how to use and enjoy your embroidery software. Two Sessions; 6 hours with a one hour break for lunch. FEE: \$80⁰⁰ ANDREA

FRIDAY AND SATURDAY, JULY 10 & 11, 10:00AM—4:00PM

PE DESIGN CLUB: TWEAKING DESIGNS We've all found that 'almost perfect' design for a special project. This class is all about turning that 'almost perfect' design into the perfect design with the design editing features of PE Design. One Session, 4 hours. FEE: \$25⁰⁰ ANDREA

THURSDAY, MAY 28, 10:00AM—2:00PM

HUSQVARNA VIKING/PFAFF SOFTWARE

4D EMBROIDERY EXTRA: THE WORKS This is an intermediate level class that is designed to hone your software skills, to teach you to think 'outside the box' and to be more creative. Learn to have fun with your embroidery software. Two Sessions; 4½ hours with a thirty minute break for lunch. FEE: \$50⁰⁰ ANDREA

WEDNESDAY AND THURSDAY, JULY 29 & 30, 10:00AM TO 2:30PM

4D EMBROIDERY PROFESSIONAL/SUITE: MASTERING DESIGN CREATOR Digitizing is fun, but it takes some time and practice to master. This two day event is designed to give you the familiarity with the tools (and there are a bunch of them!) you need to digitize. Topics covered include preparation of artwork (the good, the bad, and the ugly), use of automatic features, and what to do when the automatic features fail. Two Sessions; 6 hours each with a one hour break for lunch. FEE: \$80⁰⁰ ANDREA

WEDNESDAY AND THURSDAY, AUGUST 26 & 27, 10:00AM—4:00PM

4D FAMILY PORTRAIT: AN INTRODUCTION This software is so much fun! And, since it is a 'stand alone' program, it is compatible with any embroidery machine! Learn to quickly and easily turn your cherished family photographs into embroidery that will last for generations. One Session; 3 hours. FEE: \$25⁰⁰ ANDREA

SATURDAY, JULY 18, 10:00AM—1:00PM OR THURSDAY, AUGUST 13, 10:00AM—1:00PM



Class Schedule

DENTON SEWING CENTER
MAY—AUGUST 2009



EMBROIDERY CLASSES

ECO-FRIENDLY GREEN BAGS - APRIL EMBROIDERY CLUB REVISITED When you own an embroidery machine, you never see the world the same. Everywhere you go, you look for something that can be embroidered. So it was with the Green Bag. It's rip stop nylon and a compact little thing—convenient. But it needs a 'statement'. What better than a "EcoFriendly" design. Join us for the fun! One Session; 3 Hours. \$20⁰⁰ BONNIE

SATURDAY, MAY 9, 10:00AM—1:00PM

THREAD VELVET DESIGNS Thread Velvet is a unique 3-dimensional embroidery technique developed by Husqvarna Viking. The surfaces of these designs are so velvety you can't help touching them. This class is designed to guide you through the embroidery and completion of these unusually beautiful designs. Design purchase required. One Session: 4 hours. FEE: \$25⁰⁰ BONNIE

FRIDAY, MAY 15, 10:00AM—2:00PM OR TUESDAY, AUGUST 25, 10:00AM—2:00PM

EMBROIDERED TOOTH FAIRY PILLOW This personalized pillow will delight any child. The child's name is embroidered on the front and on the back a sweet poem is embroidered above a tiny pocket that holds the precious tooth. Original sewing pattern provided. One Session; 5 hours. FEE: \$35⁰⁰. BONNIE

TUESDAY, MAY 26, 10:00AM—3:00PM OR SATURDAY, JUNE 20, 10:00AM—3:00PM

FAUX LEATHER BOOKMARK & COASTER: A FATHER'S DAY PRESENT Turn ordinary craft foam into faux leather. Then use it as a base for embroidered bookmarks and coasters personalized for the favorite man in your life. One Session: 4 hours. FEE: \$25⁰⁰ BONNIE

SATURDAY, MAY 23, 10:00AM—2:00PM OR TUESDAY, JUNE 9, 10:00AM—2:00PM

DESIGNER DENIMS: AN EMBROIDERY WORKSHOP Why pay designer prices when you can do it yourself? This workshop addresses design selection and placement; needle and thread selection; stabilizer selection; and hooping methods for your denim garments. Bring any ordinary denim wearable to this class or—better yet—bring two garments and create a classy outfit! Two Sessions; 4 hours each. FEE: \$40⁰⁰. BONNIE

MONDAY, JULY 20 & 27, 10:00AM—2:00PM OR FRIDAY, AUGUST 21 & 28, 10:00AM—2:00PM

HOW TO HOOP & STABILIZE JUST ABOUT ANYTHING Correct hooping and stabilizing are the secrets of successful embroidery. In this class, you will learn and practice the hooping and stabilizing methods used by professionals. You'll also learn how and when to use the newest stabilizers, as well as the trusted favorites. A must-take class if you're new to embroidery and an informative class for the seasoned embroiderer. One Session; 4 hours. One Session: 4 Hours. FEE: \$30⁰⁰ KIT FEE \$5⁰⁰ BONNIE

SATURDAY, AUGUST 15, 10:00AM—2:00PM

MACHINE SPECIFIC CLASSES

BROTHER 6000D: PRINT & STITCH Revolutionizing the art of crafting, the Quattro™6000D offers Print and Stitch™ Technology, a unique multimedia art form that combines embroidery with printed backgrounds for customized home décor, wearable embroidery art and much more. Take this class to get started with this innovative technology. Once you are familiar with this process, you will think of endless uses for your creations! One Session; 4 hours. FEE: \$20⁰⁰ ANDREA

WEDNESDAY, MAY 13, 10:00AM—2:00PM OR THURSDAY, JUNE 18, 10:00AM—2:00PM

JANOME MC11000 V2 AND MC11000 SPECIAL EDITION: ACCUFIL QUILTED PILLOW This beautiful easy-to-make pillow features the new three part stippling designs, Accufil Hoop and MC 11000 Special Edition. The Accufil Hoop makes placement easy! One Session; 4 hours. FEE: \$20⁰⁰ ANDREA


WEDNESDAY, JUNE 24, 10:00AM—2:00PM OR FRIDAY, AUGUST 14, 10:00AM—2:00PM

DESIGNER DIAMOND & PFAFF CREATIVE VISION: VINTAGE STITCHING - IT'S IN THE BAG Create a beautiful silk drawstring bag while trying out the new Vintage & Candlewicking stitches on your machine. You will want to make several for sure! One Session; 4 hours. FEE: \$25⁰⁰ Fabric Kit Fee: \$10⁰⁰. BONNIE

SATURDAY, JUNE 25, 10:00AM—2:00PM OR TUESDAY, JULY 28, 10:00AM—2:00PM


DESIGNER DIAMOND & PFAFF CREATIVE VISION: YARN COUCHED PILLOW TOP Yarn couching adds a dimensional excitement to home décor projects or garments. And it's all so easy to do with your Designer Diamond Majestic Hoop or Pfaff Creative Grand Dream Hoop. One Session; 4 hours. FEE: \$25⁰⁰ BONNIE

SATURDAY, JULY 25, 10:00AM—2:00PM OR MONDAY, AUGUST 24, 10:00AM—2:00PM



Class Schedule

DENTON SEWING CENTER
MAY—AUGUST 2009



SERGER CLASSES

SERGER KNOW HOW Serge fearlessly! If you haven't taken your serger out of its box, or if you just haven't ever learned to thread your serger, this class is for you. In this class you will learn threading, tension adjustment, rolled hemming, maintenance and trouble shooting. Four thread sergers, only. FEE: \$25⁰⁰ ANDREA

FRIDAY, MAY 8, 10:00AM—2:00PM OR SATURDAY, AUGUST 8, 10:00AM—2:00PM

EMBROIDERY CLUB

USB FLASH DRIVE HOLDER You will think of many uses for these quick and easy in-the-hoop holders. Not just for Flash Drives, it can also be used to hold your lipstick. A quick and easy gift: you will make them for all your friends, too. One Session; 3 Hours. FEE: \$20⁰⁰ ANDREA

SATURDAY, MAY 2, 10:00AM—1:00PM OR TUESDAY, MAY 5, 10:00AM—1:00PM

REPURPOSE, RECYCLE, REUSE - A DENIM POCKET PURSE There's no end to what you can do with old denim pants. But the pockets are the best part! They are a perfect canvas for embroidery. Join us as we turn old pockets into new purses. One Session; 3 Hours. FEE: \$20⁰⁰ BONNIE

TUESDAY, JUNE 2, 10:00AM—1:00PM NO SATURDAY EMBROIDERY CLUB

EMBROIDERED SWITCH PLATE COVERS Make your own decorator switch plate covers. Ideal for a child's room or the powder room, these are the ultimate decorator touch! One Session; 3 Hours. \$20⁰⁰ ANDREA

TUESDAY, JULY 7, 10:00AM—1:00PM NO SATURDAY EMBROIDERY CLUB

EMBOSSSED GUEST TOWELS Embossing is a novel 3-dimensional embroidery technique that makes the design "pop off" the towel. Very impressive! One Session; 3 Hours. FEE: \$20⁰⁰ BONNIE

SATURDAY, AUGUST 1, 10:00AM—1:00PM OR TUESDAY, AUGUST 4, 10:00AM—1:00PM

NEW OWNERS CLASSES

FREE IF YOU PURCHASED YOUR MACHINE FROM US IN THE PAST 6 MONTHS. IF NOT, FEE IS BASED ON MACHINE.

COMPUTERIZED SEWING MACHINES OR SEWING/EMBROIDERY MACHINES: SEWING FUNCTIONS ONLY.

BROTHER NS AND NX MODELS & 900D: SATURDAY, MAY 2 OR SATURDAY, AUGUST 8, 2:30PM—5:00PM

BROTHER QC1000, 1500D, 2500D, 4000D AND 4500D: SATURDAY, MAY 9 OR SATURDAY, AUGUST 29, 2:30 - 5:00PM

BROTHER QUATTRO: BY APPOINTMENT

JANOME COMPUTERIZED MACHINES (MC11000 NOT INCLUDED): SATURDAY, MAY 16 OR JULY 18, 2:30PM—5:00PM

JANOME MC11000: BY APPOINTMENT

HUSQVARNA VIKING & PFAFF MACHINES: BY APPOINTMENT

EMBROIDERY MACHINES: EMBROIDERY ONLY

BROTHER 750D, 1500D, 2500D: SATURDAY, JUNE 13 OR SATURDAY, JULY 25, 2:30PM—5:00PM

BROTHER 4500D & 6000D: SATURDAY, JUNE 27, 2:30PM—5:00PM

JANOME EMBROIDERY MACHINES (MC11000 NOT INCLUDED): SATURDAY, MAY 23, 2:30PM—5:00PM

JANOME MC11000: BY APPOINTMENT

HUSQVARNA VIKING & PFAFF EMBROIDERY MACHINES: BY APPOINTMENT

Class Registration Policy

- You must pre-register! A deposit of 1/2 class fee is required to sign up
- Class fees will be credited only if we are notified of your cancellation 72 hours prior to class time
- Classes are subject to cancellation if a minimum is not met. If a class must be cancelled, your fee will be credited.

Keep Up on the News

We no longer send our newsletter to your mailbox. The newsletter & class schedule is available in hard copy at the store and in printable format at our website www.dentonsewingcenter.com.

We will be relying upon email contact to keep you informed of sales, special events, and late-breaking news. But we need your help in this endeavor.

If you want to receive email from Denton Sewing Center . . .

- Email us at info@dentonsewingcenter.com and request that you be added to our email list.
- Add info@dentonsewingcenter.com to your email address book.
- Make sure info@dentonsewingcenter.com isn't being blocked or filtered.
- Inform us if your email address changes.

Thank you for your continued support of Denton Sewing Center. If you need to contact us by phone, please call 940-382-4118.

Monthly Markdowns

May

- 15% Off Sewing Machine Feet and Attachments.
- 15% Off Trolley Bag Sets and Storage Bags
- Bobbins: Buy 2 packs, get one free.

June

- 15% Off Stabilizer and Embroidery Toppings.
- Sewing or Quilting Thread: Buy 2, Get one free.
- Buy 2 packs of Pre-Wound Bobbins, get 1 free.

July

- Embroidery Thread: Buy 1, get the second at half price.
- Needles: Buy 2, Get one free.

August

- 15% Off Quilting & Sewing Notions.
- 15% Off OESD Crafter's Collections
- 15% Off Embroidery Hoops & Thread Stands.

Viking Convention Report

TUESDAY, JUNE 16, 10:00AM

Just fresh from the Husqvarna Viking Convention: New feet! New Hoop! New Software! Come hear all about it! I will be demonstrating the new feet, hoop, software, and the exciting new technique that goes along with them. Don't miss out. No Fee. Please call to sign up.

Win a 50⁰⁰ Gift Certificate

When you attend a class at Denton Sewing Center, your name will be entered in a drawing. The exception is New Owners Classes. At the end of the four months, one name will be drawn. The winner will receive a store gift certificate worth \$50⁰⁰.

The drawing for the Summer will be in August 2009.

Contact Information

(940) 382-4118
(800) 544-7399

info@dentonsewingcenter.com
www.dentonsewingcenter.com

the
Anita Goodesign
Hosted
Trunk Show

Saturday, Sept. 19
9AM - NOON or 3PM - 6PM
Location to be announced.

New Saturday Hours
June—August '09
9:30AM—3:00PM